



2015 MODEL



Wallaaroo
PT17 Series



A lot of van
in a little package
- ideal for smaller tow
vehicles.

A/C Optional
on base model



or



Built in Australia

HOP INTO A POP TOP



Incredible Value and Style

The Wallaroo finds an ideal balance between quality features, comfort and simplicity in a great value van. The incredible interior space revolves around the brilliant Euro style convertible lounge / twin single / double bed that does it all. This gives plenty of room for all the important features for a great trip away. 3 way fridge, 3 burner hob, range hood and microwave enable food preparation in a snap.

And it's all done with the style you would expect from Jurgens. The deluxe model even has air conditioning for those hot summer nights. If you are looking for the best in value pop tops – the Wallaroo is for you.



TECHNICALLY SUPERIOR



**Strong Engineered
Optima Chassis**



**Independent
Rubber Suspension**



AL-KO Coupling



FEATURES



A



C

A. Microwave

B. 3 way fridge / freezer

C. Rangehood 12 volt

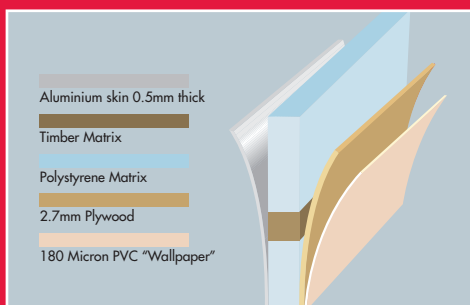
D. Air conditioner - reverse cycle



B



D



**Tough One Piece
Duratherm Walls**



**Unique One Piece
Aluminium Uniskin Roof**



Double Glazed Windows



TICKS ALL THE BOXES



SAVE ON TOWING COSTS

- Lower tow weight and aerodynamic design delivers major fuel efficiency savings
- You don't need a huge vehicle to tow our vans so you can save on your initial outlay



BUILT IN AUSTRALIA

- Established Australian company
- Proven in Australian conditions
- Strong local spare parts & service back up



STRONG AND DURABLE

- Tough *Duratherm* walls are remarkably impact resistant, hail resistant and have no internal plumbing or wiring
- Unique *Optima* galvanised chassis is engineered to withstand forces well beyond normal operating conditions
- One piece *Integra* floor is bolted and bonded to the chassis to add structural integrity
- One piece *Uniskin* roof has no joints to leak and is tough enough to walk on



3 YEAR FACTORY WARRANTY

- We are so confident of our product we back it with a "real" 3 year factory warranty
- Compare ours to the other third party, pro rata and ingress warranties



AFFORDABLE STYLE

- Distinctive European styling inside & out speaks for itself
- Our package of features that come standard offer outstanding value



LAYOUTS

Converts to Lounge / Twin Single Beds / Double Bed

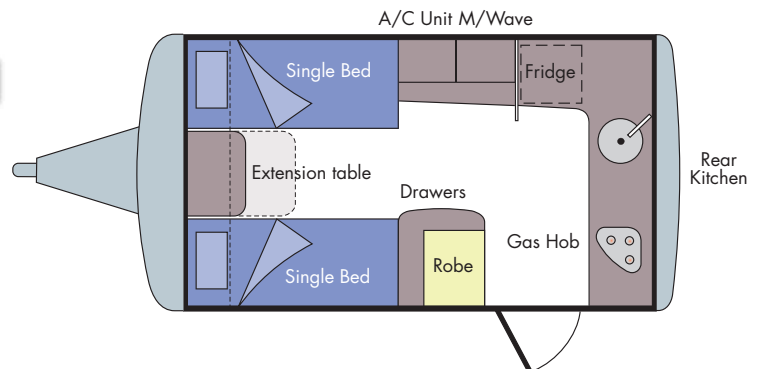
PT1702 - Lounge / Twin Single Beds

Sleeps 2

Single Bed Dimensions - 1900mm L x 800mm W

A.T.M.	1500kg
Tare Weight	1200kg
Towball Weight (approx)	100kg

**Please note weights are for Deluxe models only*



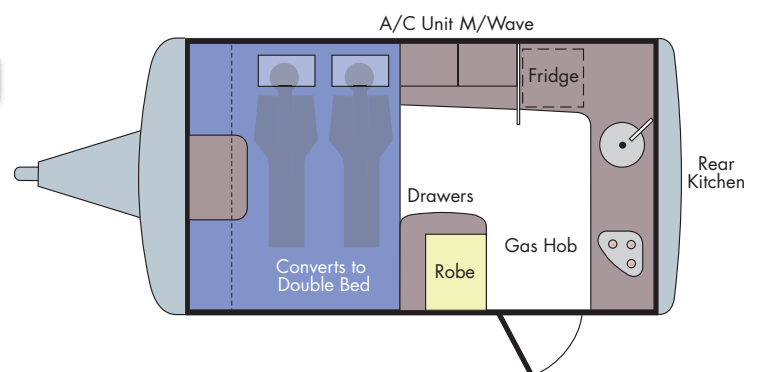
PT1702 - Double Bed

Sleeps 2

Double Bed Conversion Dimensions - 2200mm L x 1300mm W

A.T.M.	1500kg
Tare Weight	1200kg
Towball Weight (approx)	100kg

**Please note weights are for Deluxe models only*



Special Features

2 x Single Beds Convert to a Double



Technical Data

Berths	refer layouts page
Body length - external	4561 / 15'
Body length - internal	3960 / 13'
Overall length	5437 / 17'10"
Overall external width	2350 / 7'9"
Internal width	2200 / 7'3"
Overall external height (roof raised)	2555 / 8'5" with roof hatch 2640 / 8'8"
Internal height (roof raised)	2030 / 6'8"
Overall travel height (roof down)	2260 / 7'5" with roof hatch 2345 / 7'9"
Interior travel height (roof down)	1680 / 5'6"
A.T.M.	1500kg
Tare Weight	1200kg
Towball Weight (approx)	100kg

Specifications

EXTERIOR - FEATURES	Standard	Deluxe	INTERIOR - FEATURES	Standard	Deluxe
Strong engineered galvanised chassis	✓	✓	2 x Single beds, converts to double	✓	✓
Strong light weight composite walls	✓	✓	3 way fridge / freezer	✓	✓
Moulded front & rear panels	✓	✓	Microwave	✓	✓
Independent Suspension	✓	✓	3 burner hob	✓	✓
Single axle / electric brakes	✓	✓	Ranghood 12 volt	✓	✓
Alloy wheels	✓	✓	Mains pressure tap to sink - cold	✓	✓
Standard coupling	✓	✓	Hand pump to sink	✓	✓
Jockey wheel	✓	✓	Water tank level & battery indicator	✓	✓
Corner Steadies	✓	✓	Fire extinguisher & smoke alarm	✓	✓
Insulated walls & roof	✓	✓	LED lighting system 12 volt	✓	✓
Double glazed windows	✓	✓	CD/MP3 radio player with iPod auxilliary & speakers	✓	✓
Security door	✓	✓	Clock	✓	✓
Large lockable easy access boot	✓	✓	TV point	✓	✓
Access door - side hatch - std	✓	✓	Blinds / flyscreens on all windows & doors	✓	✓
2 x 4.5kg gas bottles	✓	✓	Window pelmets	✓	✓
1 x 60 litre water tank	✓	✓	Hard wearing vinyl floor	✓	✓
Lockable water filler	✓	✓	Washable wall covering	✓	✓
External mains pressure tap	✓	✓	On board battery	✓	✓
External power point 240 volt	✓	✓	Air conditioning with heater element	opt	✓
LED annexe light 12 volt	✓	✓	Curtains	opt	✓
LED external marker lights	✓	✓	TV - 12 volt	opt	opt
Awning	opt	✓	Hot Water Service - Gas & 240 volt or 240 volt	opt	opt
Travel blanket	opt	✓	Mains pressure flickmixer tap to sink (12 volt pump)	opt	opt

All dimensions are approximate. All weights have a +/- tolerance and vary depending on components added to or removed from van.
Specifications and aesthetics subject to change without notice.



JURGENS CARAVANS

13 Sharnet Circuit, Pakenham,
Victoria, Australia, 3810
Phone 03 5943 7700 Fax 03 5943 7788
Email info@jurgens.com.au

Your Authorised Jurgens Dealer:

MARKBROS/0215/5k

www.jurgens.com.au