



2015 MODEL



*Tooradin*  
J26 Series



The all new Jurgens flagship is incredibly spacious, luxuriously appointed and the ultimate in style.

The Tooradin is also a smart towing choice - clever engineering keeps weight down for better fuel efficiency and safer handling.



**Built in Australia**

# LUXURIOUS SPACIOUS INTERIORS



When only the best will do. The Tooradin is equipped with all the features you would expect in a grand touring van plus a whole lot more.



Our designs are made for living and you will feel at home right away. Every detail is taken care of - luxurious leather furnishing, full spacious ensuite, well appointed kitchen with every convenience, a handy washing machine and even a wine cooler on selected models. Reverse cycle air conditioning will keep you comfortable inside no matter what the weather. And when you want to enjoy the outdoors there's no better way to do it than with the impressive optional slide out exterior kitchen / BBQ on selected models.



## TECHNICALLY SUPERIOR



**Strong Engineered  
Optima Chassis**



**Independent  
Rubber Suspension**



**AL-KO Coupling**





A



C

- A. Microwave
- B. 3 way fridge / freezer - auto
- C. 3 burner gas / 1 burner electric stove top / gas grill
- D. Air conditioner - reverse cycle
- E. Washing Machine (optional on J2607)



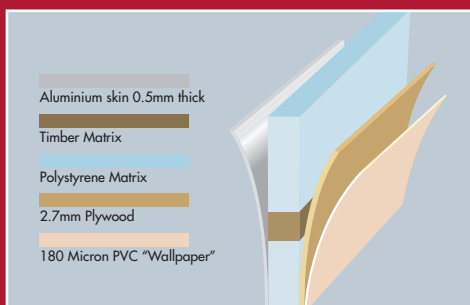
B




D



E



**Tough One Piece  
Duratherm Walls**



**Unique One Piece  
Aluminium Uniskin Roof**



**Double Glazed Windows**



# TICKS ALL THE BOXES



## SAVE ON TOWING COSTS

- Lower tow weight and aerodynamic design delivers major fuel efficiency savings
- You don't need a huge vehicle to tow our vans so you can save on your initial outlay



## BUILT IN AUSTRALIA

- Established Australian company
- Proven in Australian conditions
- Strong local spare parts & service back up



## STRONG AND DURABLE

- Tough *Duratherm* walls are remarkably impact resistant, hail resistant and have no internal plumbing or wiring
- Unique *Optima* galvanised chassis is engineered to withstand forces well beyond normal operating conditions
- One piece *Integra* floor is bolted and bonded to the chassis to add structural integrity
- One piece *Uniskin* roof has no joints to leak and is tough enough to walk on



## 3 YEAR FACTORY WARRANTY

- We are so confident of our product we back it with a "real" 3 year factory warranty
- Compare ours to the other third party, pro rata and ingress warranties



## AFFORDABLE STYLE

- Distinctive European styling inside & out speaks for itself
- Our package of features that come standard offer outstanding value





# LAYOUTS

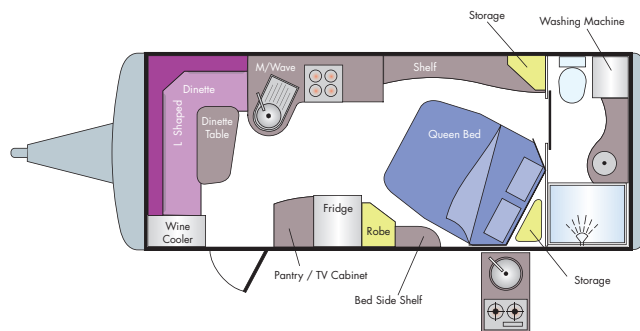
Unique Angle Queen Bed Design, Conventional Queen Bed, Singles or our Bunk Bed Family Van

## J2601 - Ensuite & Queen Bed

Queen Bed Dimensions - 1900mm L x 1500mm W

A.T.M.	2680kg
Tare Weight	2280kg
Towball Weight (approx)	210kg

Spare wheel is mounted to rear underside of van with wind down carrier

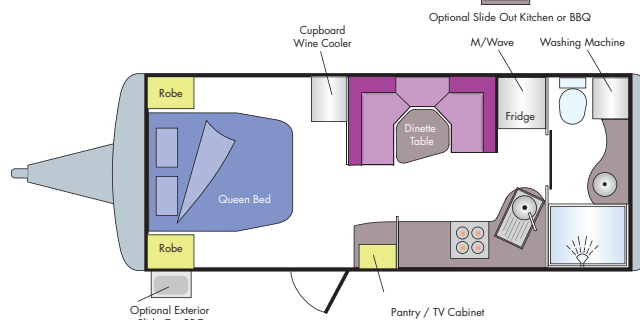


## J2603 - Ensuite & Queen Bed

Queen Bed Dimensions - 1900mm L x 1500mm W

A.T.M.	2650kg
Tare Weight	2250kg
Towball Weight (approx)	160kg

Spare wheel is mounted to rear underside of van with wind down carrier

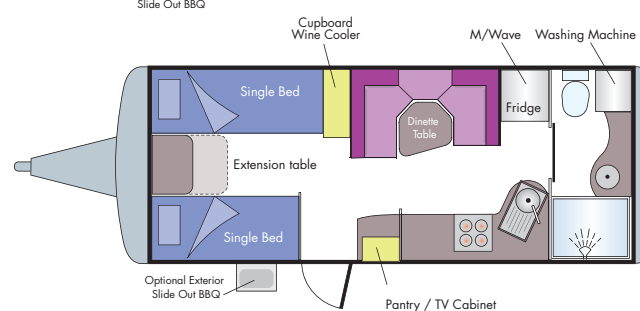


## J2604 - Ensuite & Single Beds

Single Bed Dimensions - Door side 1800mm L x 800 W Off side 2120mm L x 800mm W

A.T.M.	2620kg
Tare Weight	2220kg
Towball Weight (approx)	155kg

Spare wheel is mounted to rear underside of van with wind down carrier

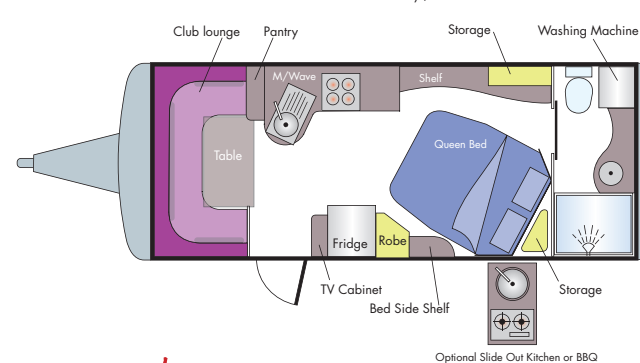


## J2605 - Ensuite & Queen Bed

Queen Bed Dimensions - 1900mm L x 1500mm W

A.T.M.	2650kg
Tare Weight	2250kg
Towball Weight (approx)	215kg

Spare wheel is mounted to rear underside of van with wind down carrier

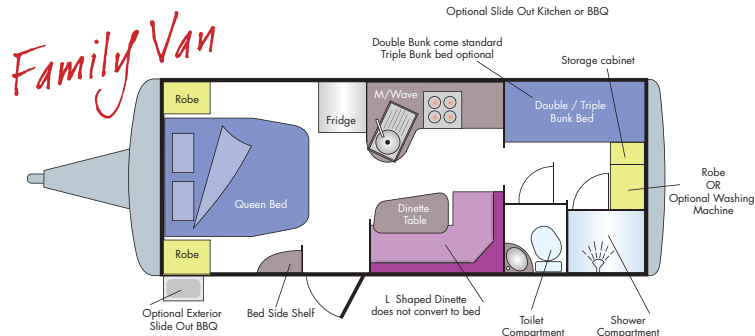


## J2607 - Ensuite, Queen Bed & Bunks

Queen Bed Dimensions - 1900mm L x 1500mm W Bunk Bed Dimensions - Top & bottom 1870mm L x 800 W

A.T.M.	2650kg
Tare Weight	2250kg
Towball Weight (approx)	210kg

Spare wheel is mounted to rear underside of van with wind down carrier



## DINING OPTIONS FOR

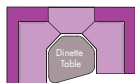
J2601



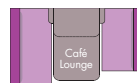
L shaped dinette comes standard on J2601 models and converts into a bed for 2. (L 1920mm x W 1140mm)

## DINING OPTIONS FOR

J2603 & J2604



Dinette comes standard on J2603 and J2604 models and converts into a bed (L 2010mm x W 970mm tapers to 870mm)



Café Lounge is an optional layout on J2603 and J2604 models and comes with a tri-fold table.

## DINING OPTIONS FOR

J2605



Club Lounge comes standard on J2605 models and converts into a bed. (Size TBA)

## Technical Data

Berths	2 - 4 (refer layouts)
Body Length	6950mm / 22'10"
Overall Length	8100mm / 26'8"
Overall Width	2450mm / 8'1"
Internal Width	2300mm / 7'7"
Overall Height (including Air Conditioner)	2800mm / 9'3"
Internal Height	1944mm / 6'5"
A.T.M.	See layouts on opposite page for A.T.M. by model
Tare Weight	See layouts on opposite page for Tare Weight by model
Towball Weight (approx)	See layouts on opposite page for Towball Weight by model

## Specifications

Exterior	Interior
Strong engineered galvanised chassis	Queen size extendable bed (1900mm l x 1500mm w)
Strong light weight composite walls	Ensuite (shower / vanity / cassette toilet)
Moulded front & rear panels	Hard wearing vinyl floor
AL-KO independent suspension	Washable wall covering
Dual axle / electric brakes	Colour co-ordinated upholstery
AL-KO coupler	Flick mixer tap (hot & cold)
AL-KO Electronic stability control	2 x 80 litre water tanks with gauge
15" Alloy wheels	3 burner gas / 1 burner electric stove top / gas oven & grill
2 x 4.5kg gas bottles	Range hood 12 volt
Jockey wheel	Microwave
Insulated walls & roof	6 person full crockery set
External annex light	3 way fridge / freezer
Front travel blanket / shield	Wine cooler (J2601, J2603 & J2604 only)
Corner steadies	Hot water - gas & 240 volt
Mains water tap	Washing machine (Optional on J2607)
LED external marker lights	Fire extinguisher / smoke alarm
Rollout awning	On-board battery
Water filler & mains pressure	Blind / flyscreen on all windows & doors
External access to internal storage	LED lighting 12 volt
Mains inlet / outlet 240 volt	Reverse cycle air conditioner
Large lockable easy access boot	TV / DVD & antenna / booster
Large roof hatch x 2 - 700mm x 500mm	Radio / CD player
External TV bracket & connection point	12 volt transformer / 240 volt charger

All dimensions are approximate. All weights have a +/- tolerance and vary depending on components added to or removed from van.  
Specifications and aesthetics subject to change without notice.



### JURGENS CARAVANS

13 Sharnet Circuit, Pakenham,  
Victoria, Australia, 3810  
Phone 03 5943 7700 Fax 03 5943 7788  
Email [info@jurgens.com.au](mailto:info@jurgens.com.au)

Your Authorised Jurgens Dealer:

MARKBRO4/0515/5k