



2015 MODEL



Jindabyne
PT22 Series



A breath of fresh air!

The Jindabyne series stands out as a perfect balance of stylish, functional appointments and outstanding value.



18ft Pop Top



Sleeps up to 4



Queen/Double



Small Car



Airconditioning



Ensuite

A/C Optional
on base model

Ensuite
PT2250 Only

Built in Australia

A BREATH OF FRESH AIR



Taking compact pop tops to a whole new level.

The space in a van of this size is incredible - you will feel right at home from your first trip.

The modern kitchen has it all. Food will always be on hand with a beautiful 3 way fridge and plenty of pantry space. Cook without a care with the latest stove, microwave and range hood. Even washing up won't be a chore with a well laid out sink!

There is plenty of room to enjoy your meal in the comfy dinette seating. And when you put your head down at night you will appreciate the luxurious inner spring mattress.

With all these features you will be hard pressed to find a better pop top for your money.

And the latest Jindabyne gives you even more freedom. It comes with a full ensuite in the form of separate shower, toilet and hand basin. Fitted with a gas / electric hot water service as standard it is a winner for free camping.



TECHNICALLY SUPERIOR



**Strong Engineered
Optima Chassis**



**Independent
Rubber Suspension**



AL-KO Coupling



FEATURES



A



D

A. Microwave

B. 3 way fridge / freezer - auto

C. Rangehood 12 volt

D. Stove / griller

E. Air conditioner - reverse cycle

F. 12 volt LED lighting



B



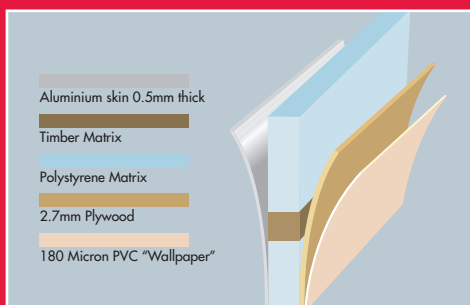
C



E



F



**Tough One Piece
Duratherm Walls**



**Unique One Piece
Aluminium Uniskin Roof**



Double Glazed Windows



TICKS ALL THE BOXES



SAVE ON TOWING COSTS

- Lower tow weight and aerodynamic design delivers major fuel efficiency savings
- You don't need a huge vehicle to tow our vans so you can save on your initial outlay



BUILT IN AUSTRALIA

- Established Australian company
- Proven in Australian conditions
- Strong local spare parts & service back up



STRONG AND DURABLE

- Tough *Duratherm* walls are remarkably impact resistant, hail resistant and have no internal plumbing or wiring
- Unique *Optima* galvanised chassis is engineered to withstand forces well beyond normal operating conditions
- One piece *Integra* floor is bolted and bonded to the chassis to add structural integrity
- One piece *Uniskin* roof has no joints to leak and is tough enough to walk on



3 YEAR FACTORY WARRANTY

- We are so confident of our product we back it with a "real" 3 year factory warranty
- Compare ours to the other third party, pro rata and ingress warranties



AFFORDABLE STYLE

- Distinctive European styling inside & out speaks for itself
- Our package of features that come standard offer outstanding value



LAYOUTS

PT2210 - Queen Bed

Sleeps 2

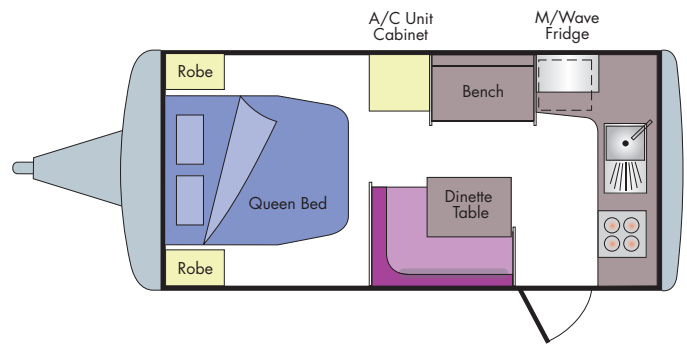
Queen Bed Dimensions - 1900mm L x 1500mm W

A.T.M. 1640kg

Tare Weight 1340kg

Towball Weight (approx) 130kg

**Please note weights are for Deluxe models only*



PT2230 - Queen Bed

Sleeps 4 - Dinette converts to bed for 1 adult or 2 small children

Queen Bed Dimensions - 1900mm L x 1500mm W

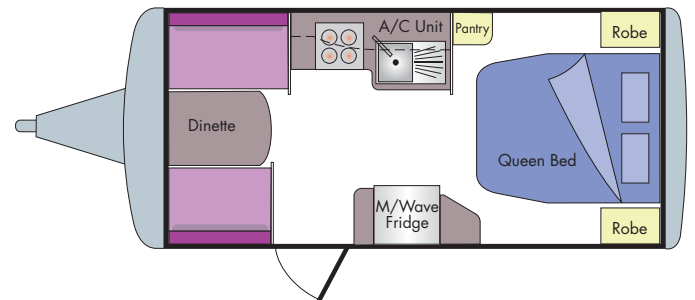
Convertible Bed - 2200mm L x 1026mm W

A.T.M. 1625kg

Tare Weight 1325kg

Towball Weight (approx) 130kg

**Please note weights are for Deluxe models only*



Ensuite Model

PT2250 - Shower and Toilet

Sleeps 2

Double Bed Dimensions - 1900mm L x 1420mm W

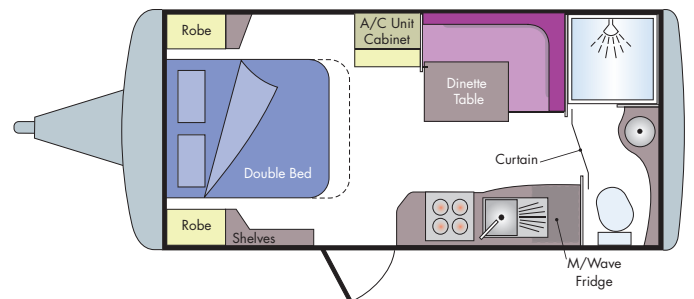
A.T.M. 1710kg

Tare Weight 1410kg

Towball Weight (approx) 140kg

Hot Water Service - Gas & 240 volt included

**Please note weights are for Deluxe models only*



Technical Data

Berths	refer layouts page
Body length - external	5525 / 18'2"
Body length - internal	4920 / 16'2"
Overall length	6340 / 20'10"
Overall external width	2350 / 7'9"
Internal width	2200 / 7'3"
Overall external height (roof raised)	2555 / 8'5" with roof hatch 2640 / 8'8"
Internal height (roof raised)	2030 / 6'8"
Overall travel height (roof down)	2260 / 7'5" with roof hatch 2345 / 7'9"
Interior travel height (roof down)	1680 / 5'6"
A.T.M.	See layouts on opposite page for A.T.M. by model
Tare Weight	See layouts on opposite page for Tare Weight by model
Towball Weight (approx)	See layouts on opposite page for Towball Weight by model

Specifications

EXTERIOR - FEATURES	Standard	Deluxe	INTERIOR - FEATURES	Standard	Deluxe
Strong engineered galvanised chassis	✓	✓	Queen / Double Innerspring Mattress	✓	✓
Strong light weight composite walls	✓	✓	Lift up bed with orthopaedic slats	✓	✓
Moulded front & rear panels	✓	✓	3 way fridge / freezer - auto	✓	✓
Independent Suspension	✓	✓	Microwave	✓	✓
Single axle / electric brakes	✓	✓	Stove / griller	✓	✓
Alloy wheels	✓	✓	Rangehood 12 volt	✓	✓
Standard coupling	✓	✓	Mains pressure tap to sink - cold	✓	✓
Jockey wheel	✓	✓	Hand pump to sink	✓	✓
Drop jacks	✓	✓	Water tank level & battery indicator	✓	✓
Insulated walls & roof	✓	✓	Fire extinguisher & smoke alarm	✓	✓
Double glazed windows	✓	✓	LED lighting system 12 volt	✓	✓
Security door	✓	✓	CD/MP3 radio player with iPod auxilliary & speakers	✓	✓
Large lockable easy access boot	✓	✓	Clock	✓	✓
Access door - side hatch - std	✓	✓	TV point	✓	✓
2 x 4.5kg gas bottles	✓	✓	Blinds / flyscreens on all windows & doors	✓	✓
1 x 60 litre water tank	✓	✓	Window pelmets	✓	✓
Lockable water filler	✓	✓	Pullout pantry chrome 2 tier (select models)	✓	✓
External mains pressure tap	✓	✓	Hard wearing vinyl floor	✓	✓
External power point 240 volt	✓	✓	Washable wall covering	✓	✓
LED annexe light 12 volt	✓	✓	On board battery	✓	✓
LED external marker lights	✓	✓	Air conditioning with heater element	opt	✓
Awning	opt	✓	Curtains	opt	✓
Travel blanket	opt	✓	TV - 12 volt	opt	opt
			Mains pressure flickmixer tap to sink (12 volt pump)	opt	opt

All dimensions are approximate. All weights have a +/- tolerance and vary depending on components added to or removed from van.
Specifications and aesthetics subject to change without notice.



JURGENS CARAVANS

13 Sharnet Circuit, Pakenham,
Victoria, Australia, 3810
Phone 03 5943 7700 Fax 03 5943 7788
Email info@jurgens.com.au

Your Authorised Jurgens Dealer:

MARKBROS/0215/5k

www.jurgens.com.au